

Our ongoing analysis of Indiana nonprofit employment is a joint effort by the Center on Philanthropy, the School of Public and Environmental Affairs, and the Indiana Business Research Center at Indiana University to document the significant impact of nonprofits on Indiana's economy by providing detailed information on the size, composition, and distribution of paid employment in the private nonprofit sector in Indiana.

Key Facts about Nonprofits in Indiana

- Nonprofits employ 1 in 11 workers in Indiana (nearly 250,000 employees).
- Nonprofits include public charities, private foundations and other types of tax-exempt groups such as civic leagues, chambers of commerce, social clubs, lodges, and veterans' organizations.
- The majority of nonprofit organizations are public charities with 501(c)(3) designation from the IRS. Public charities provide social assistance, health care, education, arts and recreation, and religious services in local communities.
- Nonprofit social assistance organizations provide child care, job training and placement, individual and family services, emergency relief, and more. This was the second fastest growing nonprofit industry in Indiana, second only to health care.

Employment in Monroe County

- In 2009, 1 out of 10 workers in Monroe County was employed by a nonprofit organization, compared to 1 out of 12 workers in 1995.
- Nonprofit establishments employed over 6,000 workers in Monroe County in 2009. This compares to just over 4,500 nonprofit workers in 1995.
- Nonprofit employment grew more than 30 percent from 1995 to 2009, while for-profit employment grew less than 5 percent.
- Over half the county's nonprofit employees worked in health care as of 2009.

Payroll in Monroe County

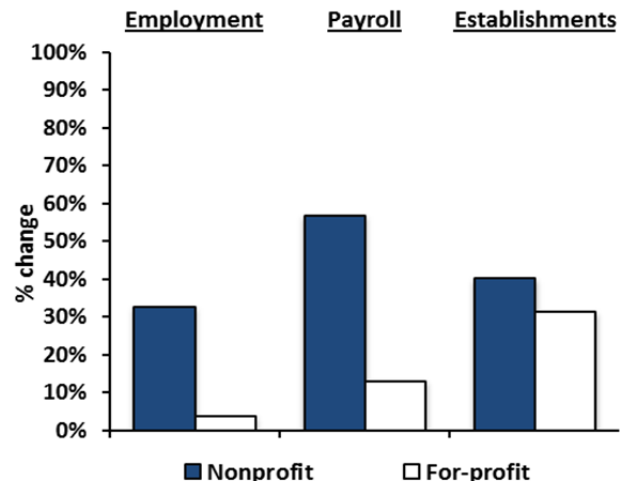
- Nonprofit payroll grew in Monroe County from almost \$124 million in 1995 to almost \$195 million in 2009 (in constant 2009 dollars).

- This change represented an almost 60 percent increase in nonprofit payroll. Meanwhile, for-profit payroll increased by less than 15 percent from 1995 to 2009.
- Average annual nonprofit wages grew from less than \$27,000 in 1995 to more than \$31,800 in 2009, a 15 percent increase, adjusted for inflation. For-profit wages increased just 9 percent, from almost \$29,400 in 1995 to \$32,000 in 2009.

Establishments in Monroe County

- Between 1995 and 2009, the number of nonprofit establishments increased 40 percent, from about 135 to 190. The more numerous for-profit establishments increased 30 percent to about 2,500 in 2009.
- Nonprofit establishments tended to employ around 34 workers in 1995 and 32 workers on average in 2009. The number of employees at for-profits remained stable from 1995 to 2009 at an average of 16.

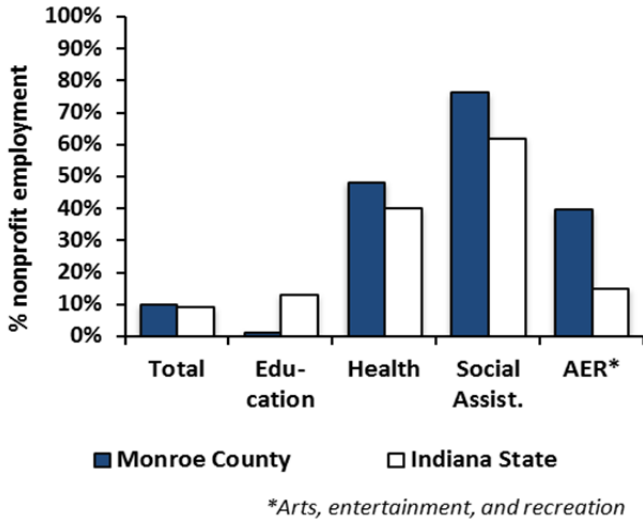
Figure 1: Percent change of nonprofit and for-profit employment, payroll, and establishments in Monroe County, 1995-2009



County Industry Data

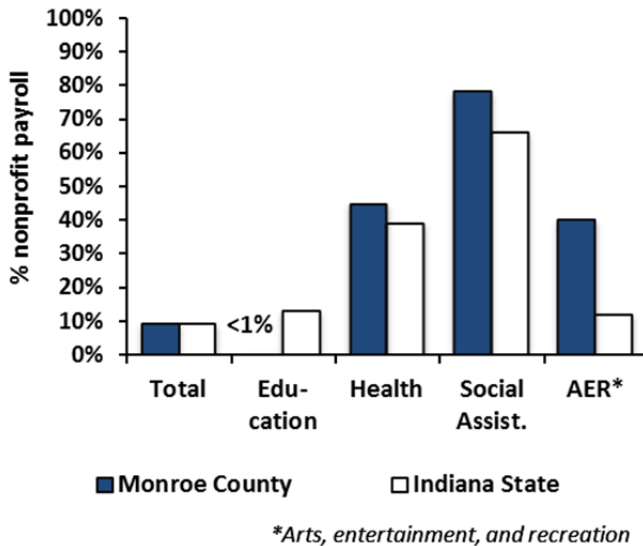
The nonprofit sector has a large role in the economic well-being of Monroe County. As is shown in Figures 2-4, nonprofits here accounted for a larger percentage of employment, payroll, and establishments in many industries than holds true for the state as a whole.

Figure 2: Percentage of nonprofit workers, 2009



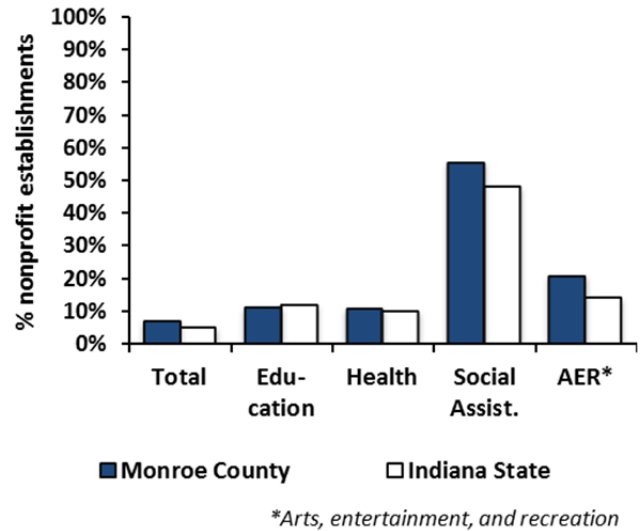
- The percentage of workers employed by nonprofits in Monroe County is slightly higher than for the state overall in 2009 (Figure 2).
- In the health care, social assistance, and arts, entertainment, and recreation (AER) industries, nonprofits accounted for a notably higher percentage of employees than is the case for these industries in the state overall (Figure 2).

Figure 3: Percentage of payroll from nonprofits, 2009



- Nonprofit payroll constituted about the same percentage of total payroll in Monroe County as in Indiana overall in 2009 (Figure 3).
- Nonprofits accounted for more than three quarters of total payroll in social assistance and just less than half that of health care. Well over a third of AER payroll in Monroe County came from nonprofits in 2009, compared to just 12 percent in the state overall (Figure 3).

Figure 4: Percentage of nonprofit establishments, 2009



- Monroe County had a greater share of establishments operated by nonprofits in 2009 (Figure 4) than did the state of Indiana overall.
- Monroe County had a larger percentage of nonprofit health care, social assistance, and AER establishments than did the state (Figure 4).

Note on Methodology

The report draws data from the national Quarterly Census Employment and Wages (QCEW) filings. However, because of the unique position of nonprofits under federal law, many nonprofits are not required to complete these filings. For example, some religious congregations as well as 501(c)(3) organizations employing fewer than four workers are exempt from QCEW filings. We can also only identify nonprofit employers that are registered with the IRS as exempt entities. Because of these exclusions we are confident that our analysis underestimates nonprofit employment in Indiana. For a full explanation of our methodology, please visit www.indiana.edu/~nonprof.